



# अमृत महा आवास अभियान २०२२-२३

साप्ताहिक प्रगती अहवाल : २४.०४.२०२३ ते ०१.०५.२०२३

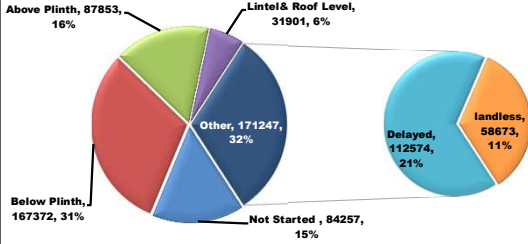
प्रधानमंत्री आवास योजना ग्रामीण – मंजूरी, पूर्ण घरकुले, हप्ते वितरण, भूमिहीन, आर्थिकदृष्ट्या अपुर्ण  
राज्य पुरस्कृत ग्रामीण आवास योजना – मंजूरी, पूर्ण घरकुले, हप्ते वितरण, आर्थिकदृष्ट्या अपुर्ण

योजना	एकूण मंजूरी	साप्ताहिक मंजूरी	एकूण पूर्ण	साप्ताहिक पूर्ण घरकुले	साप्ताहिक पहिला हप्ता वितरीत	साप्ताहिक दुसरा हप्ता वितरीत	साप्ताहिक तिसरा हप्ता वितरीत
प्रधानमंत्री आवास योजना ग्रामीण	१४१०३५७	१२५	१०३९४१३	२६४०	१८९२	६८६३	७९६०
राज्य योजना	५५८५२२	२९१८	४०३९७५	१२४७	३७७४	२९०६	२७३१
एकूण	१९६८८७९	३०४३	१४४३३८८	३८८७	५६६६	९७६९	१०६९१

PMAY-G Completion Progress Bar

73.7%

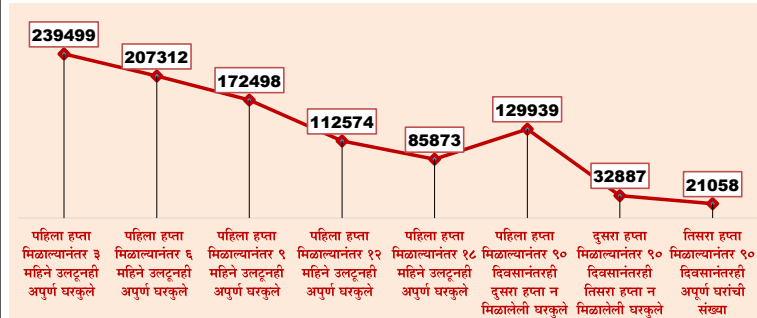
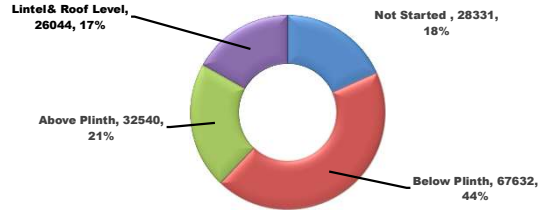
PMAY-G: Incomplete Houses bifurcation



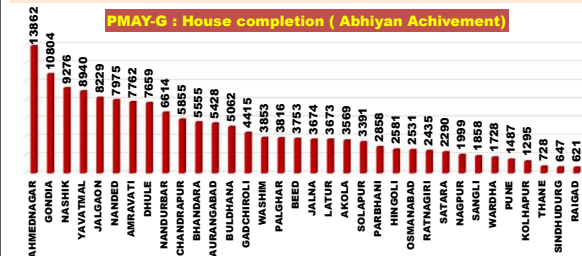
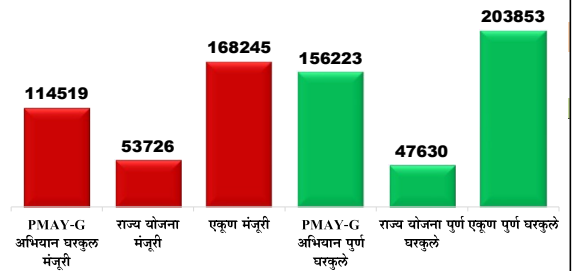
State Schemes Progress Bar

72.3%

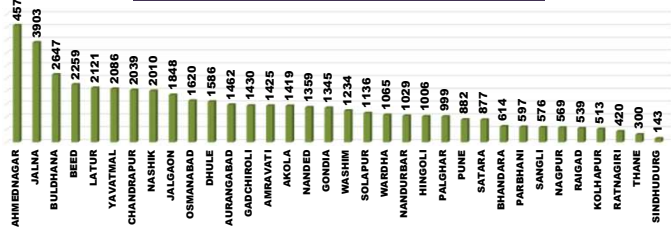
State Schemes: Incomplete Houses bifurcation



Abhiyan Achievement Day 162



State Schemes: House completion (Abhiyan Achievement)

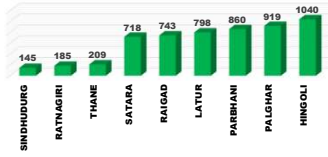


राज्य व्यवस्थापन कक्ष- ग्रामीण गृहनिर्माण

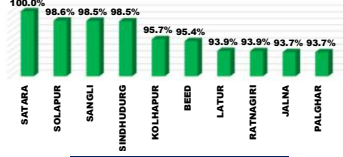
४ था मजला, दक्षिण कक्ष, सिडको भवन, सीबीडी बेलापूर, नवी मुंबई - ४०० ६१४.

# Top and Bottom Ten Districts

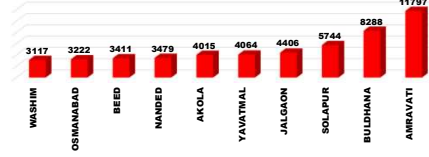
PMAY-G Delayed Houses TOP 10 Dist.



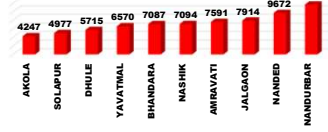
State Schemes Sanction TOP 10 Dist.



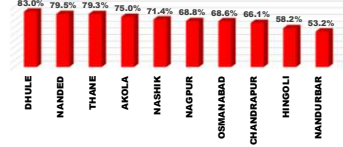
PMAY-G Remaining 1st Installments Bottom 10 Dist.



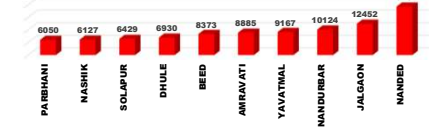
PMAY-G Delayed Houses Bottom 10 Dist.



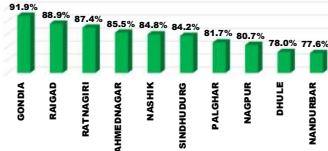
State Schemes Sanction Bottom 10 Dist.



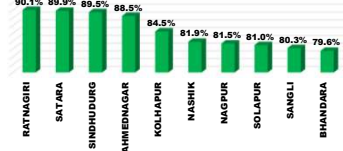
PMAY-G Remaining 2nd Installments Bottom 10 Dist.



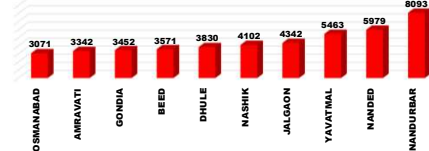
PMAY-G Completion TOP 10 Dist.



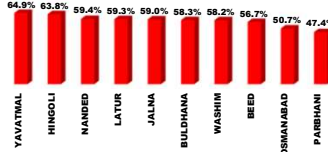
State Schemes Completion TOP 10 Dist.



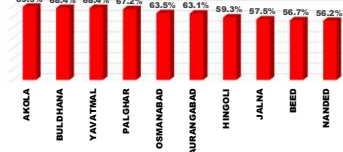
PMAY-G Remaining 3rd Installments Bottom 10 Dist.



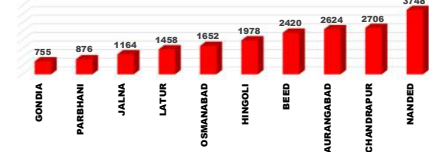
PMAY-G Completion Bottom 10 Dist.



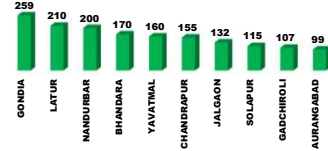
State Schemes Completion Bottom 10 Dist.



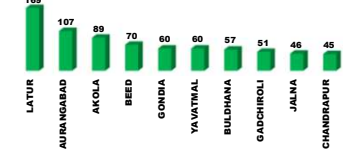
State Schemes Remaining 1st Installments Bottom 10 Dist.



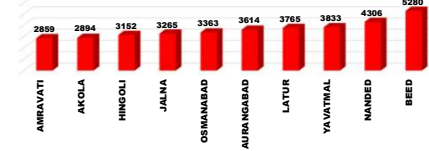
PMAY-G Weekly Completion Top 10 Dist.



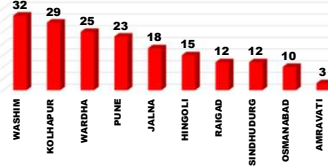
State Schemes Weekly Completion Top 10 Dist.



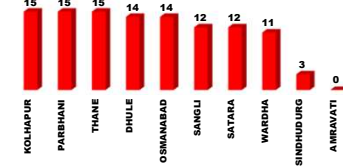
State Schemes Remaining 2nd Installments Bottom 10 Dist.



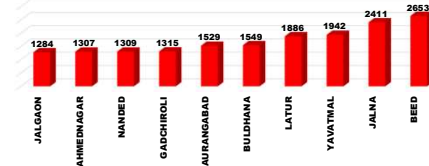
PMAY-G Weekly Completion Bottom 10 Dist.



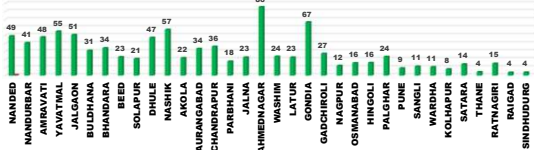
State Schemes Weekly Completion Bottom 10 Dist.



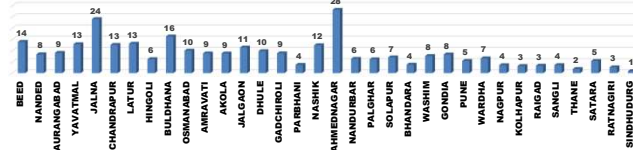
State Schemes Remaining 3rd Installments Bottom 10 Dist.



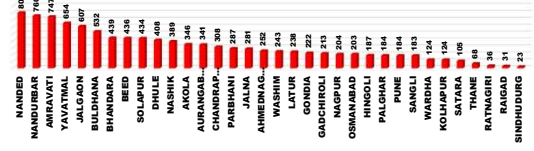
PMAY-G : Current Pace of Completion Per Day (Abhiyan)



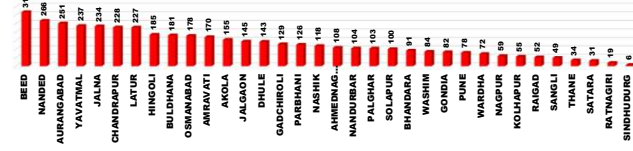
State Schemes : Current Pace of Completion Per Day (Abhiyan)



PMAY-G Required Pace of Completion Per Day



State Schemes Required Pace of Completion Per Day



प्रधानमंत्री आवास योजना ग्रामीण - मंजूरी (PWL+Awaas Plus)

Sr. No.	Division	Target (PWL+Awaas Plus)	24.04.2023	01.05.2023	Weekly Achievement	Remaining
1	AMRAVATI DIV.	275012	274584	274615	69	397
2	AURANGABAD DIV.	238004	237417	237295	37	709
3	NAGPUR DIV.	291968	291470	291321	7	647
4	NASHIK DIV.	414805	413768	413719	5	1086
5	KONKAN DIV.	69804	69636	69627	4	177
6	PUNE DIV.	124645	123978	123780	3	865
<b>Total</b>		<b>1414238</b>	<b>1410853</b>	<b>1410357</b>	<b>125</b>	<b>3881</b>

Sr. No.	District	Target (PWL+Awaas Plus)	24.04.2023	01.05.2023	Weekly Achievement	Remaining
1	AMRAVATI	95714	95466	95515	49	199
2	YAVATMAL	65355	65225	65245	20	110
3	LATUR	20679	20475	20493	18	186
4	OSMANABAD	14506	14401	14412	11	94
5	GADCHIROLI	31702	31619	31624	5	78
6	NASHIK	89725	89678	89683	5	42
7	PARBHANI	19088	19057	19062	5	26
8	NANDED	69533	69460	69463	3	70
9	PALGHAR	35344	35185	35188	3	156
10	SATARA	15347	15344	15347	3	0
11	GONDIA	96493	96143	96144	1	349
12	THANE	9605	9599	9600	1	5
13	WARDHA	18633	18606	18607	1	26
14	AKOLA	48792	48778	48778	0	14
15	BEED	35310	35253	35253	0	57
16	BULDHANA	44757	44714	44714	0	43
17	DHULE	64989	64917	64917	0	72
18	HINGOLI	18109	18083	18083	0	26
19	NANDURBAR	119564	118959	118959	0	605
20	RAIGAD	9830	9822	9821	-1	9
21	PUNE	20543	20531	20529	-2	14
22	RATNAGIRI	9892	9888	9885	-3	7
23	JALNA	24039	24022	24018	-4	21
24	KOLHAPUR	17680	17685	17680	-5	0
25	AHMEDNAGAR	60792	60763	60757	-6	35
26	SANGLI	21885	21748	21741	-7	144
27	SINDHUDURG	5133	5142	5133	-9	0
28	CHANDRAPUR	43100	42999	42975	-24	125
29	NAGPUR	37037	37047	37022	-25	15
30	WASHIM	20394	20401	20363	-38	31
31	JALGAON	79735	79451	79403	-48	332
32	BHANDARA	65003	65056	64949	-107	54
33	AURANGABAD	36740	36666	36511	-155	229
34	SOLAPUR	49190	48670	48483	-187	707
<b>Total</b>		<b>1414238</b>	<b>1410853</b>	<b>1410357</b>	<b>125</b>	<b>3881</b>

Remaining Sanction RANK

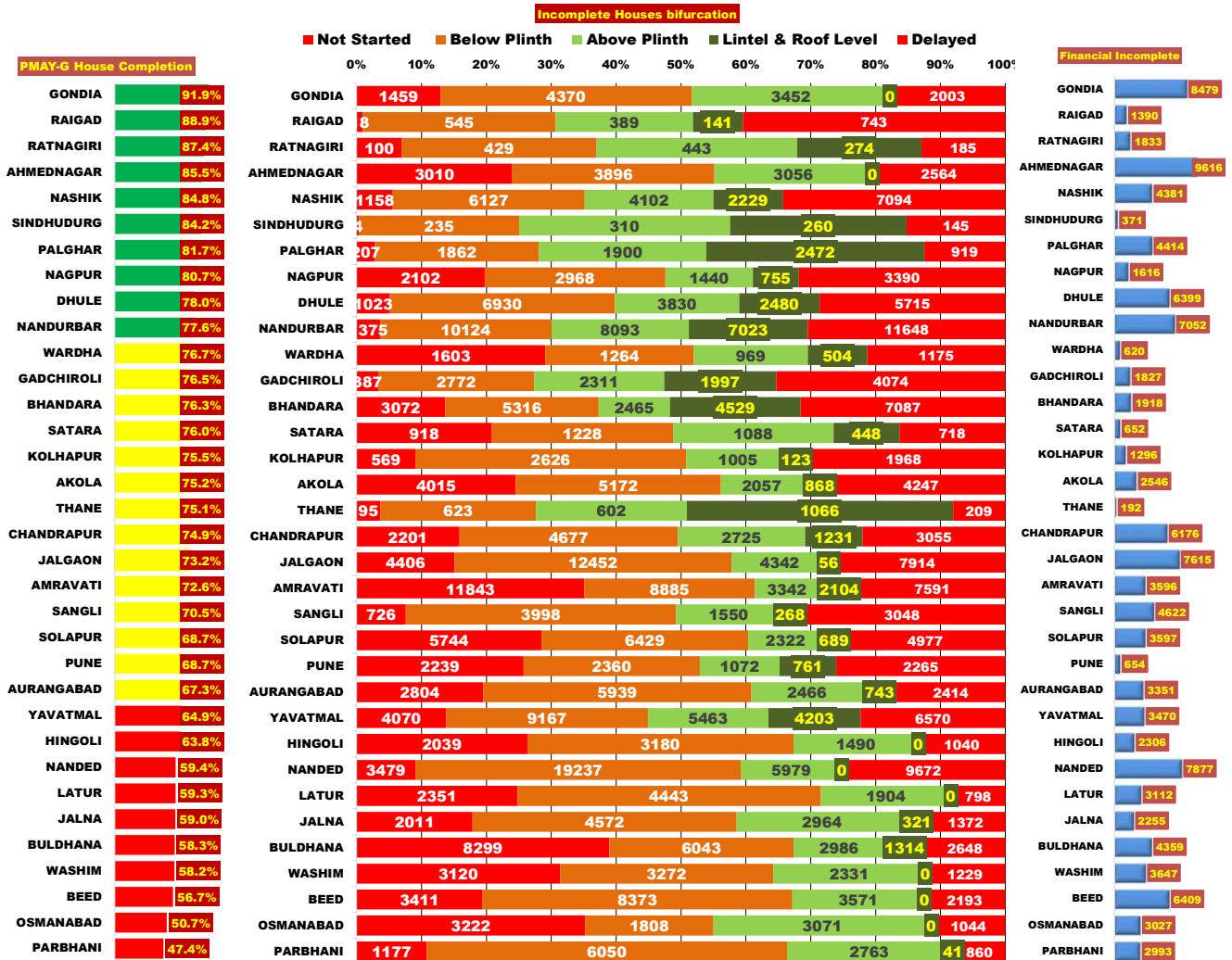
KOLHAPUR	0
SATARA	0
SINDHUDURG	0
THANE	5
RATNAGIRI	7
RAIGAD	9
AKOLA	14
PUNE	14
NAGPUR	15
JALNA	21
HINGOLI	26
PARBHANI	26
WARDHA	26
WASHIM	31
AHMEDNAGAR	35
NASHIK	42
BULDHANA	43
BHANDARA	54
BEED	57
NANDED	70
DHULE	72
GADCHIROLI	78
OSMANABAD	94
YAVATMAL	110
CHANDRAPUR	125
SANGLI	144
PALGHAR	156
LATUR	186
AMRAVATI	199
AURANGABAD	229
JALGAON	332
GONDIA	349
NANDURBAR	605
SOLAPUR	707

प्रधानमंत्री आवास योजना - ग्रामीण : भूमिहीन लाभार्थी अहवाल

Sr. No.	District	Google Sheet Report			AwaasSoft Report			
		Total Landless	Provided land	Remaining	Landless beneficiaries tagged in AwaasSoft	Landless beneficiaries provided land	Remaining Landless	Remaining Tag (provided land)
1	DHULE	18	18	0	18	18	0	0
2	GADCHIROLI	8	8	0	8	8	0	0
3	NANDURBAR	0	0	0	0	0	0	0
4	PALGHAR	11	11	0	11	11	0	0
5	RAIGAD	6	6	0	6	6	0	0
6	RATNAGIRI	23	23	0	23	23	0	0
7	SINDHUDURG	420	420	0	416	416	0	4
8	KOLHAPUR	257	257	0	257	227	30	30
9	THANE	127	74	53	127	49	78	25
10	NANDED	362	277	85	362	242	120	35
11	GONDIA	2450	2450	0	2450	2327	123	123
12	BEED	212	101	111	212	72	140	29
13	SANGLI	431	143	288	428	141	287	2
14	PARBHANI	332	15	317	331	13	318	2
15	SATARA	1309	598	711	1304	630	674	-32
16	NASHIK	1824	1475	349	1803	1001	802	474
17	HINGOLI	1713	787	926	1713	466	1247	321
18	CHANDRAPUR	2791	1463	1328	2737	1454	1283	9
19	JALNA	1413	165	1248	1374	85	1289	80
20	WARDHA	2819	1284	1535	2803	1245	1558	39
21	NAGPUR	5134	3397	1737	5038	3422	1616	-25
22	JALGAON	22872	21026	1846	22945	20953	1992	73
23	PUNE	2925	992	1933	2924	885	2039	107
24	LATUR	2299	203	2096	2299	255	2044	-52
25	OSMANABAD	2470	104	2366	2470	56	2414	48
26	YAVATMAL	3437	1119	2318	3612	1181	2431	-62
27	BHANDARA	5825	3230	2595	5686	3231	2455	-1
28	WASHIM	3477	865	2612	3443	865	2578	0
29	AURANGABAD	3328	1779	1549	3290	288	3002	1491
30	AKOLA	7074	3842	3232	7365	3844	3521	-2
31	AHMEDNAGAR	7762	4828	2934	7759	4161	3598	667
32	SOLAPUR	7960	2595	5365	7263	1370	5893	1225
33	BULDHANA	15085	8586	6499	15214	7097	8117	1489
34	AMRAVATI	21721	11392	10329	21721	11392	10329	0
	<b>Total</b>	<b>127895</b>	<b>73533</b>	<b>54362</b>	<b>127412</b>	<b>67434</b>	<b>59978</b>	<b>6273</b>

## प्रधानमंत्री आवास योजना ग्रामीण - पूर्ण घरकूले

Sr. No.	Division	Sanction	24.04.2023	01.05.2023	Weekly Achievement	Remaining	Avg. Completed Per Day From 20.11.22 to Today	To be Completed in Per Day till 05.06.23
1	NAGPUR DIV.	291321	237695	238484	789	52837	187	1510
2	AURANGABAD DIV.	237295	139496	140034	538	97261	200	2779
3	NASHIK DIV.	413719	328639	329154	515	84565	282	2416
4	AMRAVATI DIV.	274615	186021	186343	322	88272	180	2522
5	PUNE DIV.	123780	87463	87743	280	36037	64	1030
6	KONKAN DIV.	69627	57459	57655	196	11972	51	342
<b>Total</b>		<b>1410357</b>	<b>1036773</b>	<b>1039413</b>	<b>2640</b>	<b>370944</b>	<b>964</b>	<b>10598</b>



प्रधानमंत्री आवास योजना ग्रामीण - पूर्ण घरकूले

Sr. No.	District	Sanction	24.04.2023	01.05.2023	Weekly Achievement	Remaining	Aug. Completed Per Day From 20.11.22 to Today	To be Completed in Per Day till 05.06.23
1	GONDIA	96144	88123	88382	259	7762	67	222
2	LATUR	20493	11937	12147	210	8346	23	238
3	NANDURBAR	118959	92144	92344	200	26615	41	760
4	BHANDARA	64949	49397	49567	170	15382	34	439
5	YAVATMAL	65245	42188	42348	160	22897	55	654
6	CHANDRAPUR	42975	32039	32194	155	10781	36	308
7	JALGAON	79403	58015	58147	132	21256	51	607
8	SOLAPUR	48483	33184	33299	115	15184	21	434
9	GADCHIROLI	31624	24075	24182	107	7442	27	213
10	AURANGABAD	36511	24461	24560	99	11951	34	341
11	AKOLA	48778	36573	36666	93	12112	22	346
12	PALGHAR	35188	28654	28747	93	6441	24	184
13	NANDED	69463	41195	41285	90	28178	49	805
14	AHMEDNAGAR	60757	51869	51942	73	8815	86	252
15	NAGPUR	37022	29819	29892	73	7130	12	204
16	NASHIK	89683	75997	76067	70	13616	57	389
17	BEED	35253	19920	19981	61	15272	23	436
18	SATARA	15347	11607	11665	58	3682	14	105
19	SANGLI	21741	15270	15325	55	6416	11	183
20	THANE	9600	7173	7214	41	2386	4	68
21	DHULE	64917	50614	50654	40	14263	47	408
22	RATNAGIRI	9885	8601	8639	38	1246	15	36
23	PARBHANI	19062	8996	9031	35	10031	18	287
24	BULDHANA	44714	26049	26083	34	18631	31	532
25	WASHIM	20363	11827	11859	32	8504	24	243
26	KOLHAPUR	17680	13328	13357	29	4323	8	124
27	WARDHA	18607	14242	14267	25	4340	11	124
28	PUNE	20529	14074	14097	23	6432	9	184
29	JALNA	24018	14162	14180	18	9838	23	281
30	HINGOLI	18083	11524	11539	15	6544	16	187
31	RAIGAD	9821	8719	8731	12	1090	4	31
32	SINDHUDURG	5133	4312	4324	12	809	4	23
33	OSMANABAD	14412	7301	7311	10	7101	16	203
34	AMRAVATI	95515	69384	69387	3	26128	48	747
Total		1410357	1036773	1039413	2640	370944	964	10598

राज्यपुरस्कृत आवास योजना ग्रामीण - मंजूरी

Sr. No.	Division	Target	24.04.2023	01.05.2023	Weekly Achievement	Remaining
1	AURANGABAD DIV.	200269	165441	166872	1440	33397
2	NAGPUR DIV.	118430	91888	92710	822	25720
3	KONKAN DIV.	34744	31053	31292	239	3452
4	AMRAVATI DIV.	109705	93694	93924	230	15781
5	NASHIK DIV.	141552	110541	110724	183	30828
6	PUNE DIV.	65859	62997	63000	4	2859
<b>Total</b>		<b>670559</b>	<b>555614</b>	<b>558522</b>	<b>2918</b>	<b>112037</b>

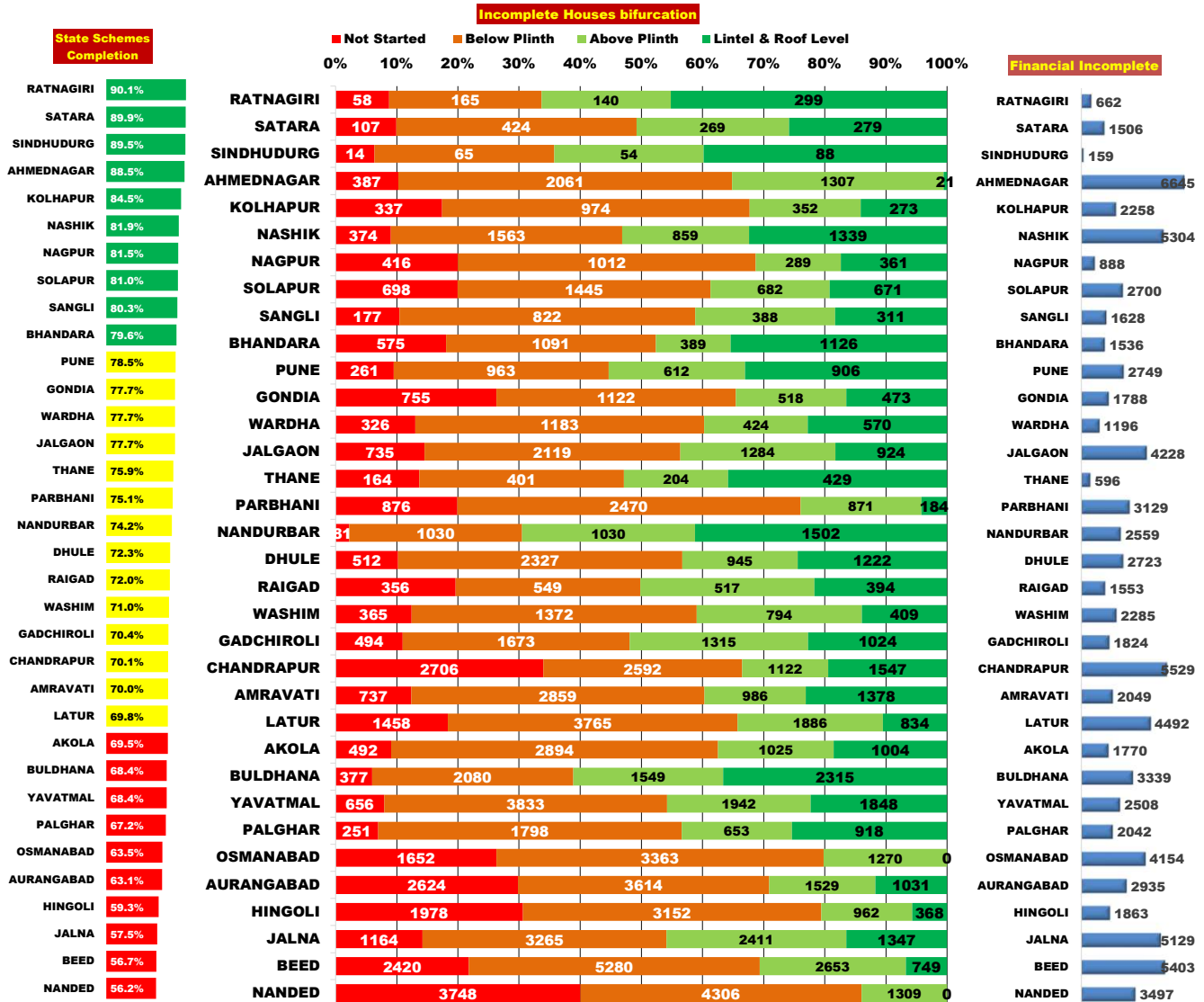
Sr. No.	District	Target	24.04.2023	01.05.2023	Weekly Achievement	Remaining
1	CHANDRAPUR	40285	25933	26611	678	13674
2	BEED	26878	25076	25644	568	1234
3	HINGOLI	27298	15514	15888	374	11410
4	NANDED	26760	20916	21269	353	5491
5	RAIGAD	7418	6302	6475	173	943
6	JALGAON	25851	22540	22675	135	3176
7	WASHIM	11503	10057	10153	96	1350
8	LATUR	28004	26199	26294	95	1710
9	NAGPUR	16291	11130	11203	73	5088
10	YAVATMAL	29681	26113	26163	50	3518
11	PALGHAR	11792	11002	11049	47	743
12	GADCHIROLI	16834	15203	15245	42	1589
13	AKOLA	23681	17733	17768	35	5913
14	AMRAVATI	23224	19812	19846	34	3378
15	DHULE	21790	18048	18081	33	3709
16	JALNA	20551	19228	19259	31	1292
17	PARBHANI	19784	17627	17646	19	2138
18	GONDIA	14261	12846	12863	17	1398
19	BULDHANA	21616	19979	19994	15	1622
20	NASHIK	32035	22843	22857	14	9178
21	RATNAGIRI	7129	6677	6691	14	438
22	BHANDARA	17612	15558	15566	8	2046
23	THANE	6264	4965	4969	4	1295
24	WARDHA	13147	11218	11222	4	1925
25	SOLAPUR	18718	18445	18448	3	270
26	AHMEDNAGAR	35298	32973	32974	1	2324
27	SANGLI	8732	8603	8604	1	128
28	SINDHUDURG	2141	2107	2108	1	33
29	KOLHAPUR	13090	12528	12528	0	562
30	NANDURBAR	26578	14137	14137	0	12441
31	OSMANABAD	24853	17039	17039	0	7814
32	SATARA	10647	10647	10647	0	0
33	PUNE	14672	12774	12773	-1	1899
34	AURANGABAD	26141	23842	23833	-9	2308
<b>Total</b>		<b>670559</b>	<b>555614</b>	<b>558522</b>	<b>2918</b>	<b>112037</b>

Remaining Sanction RANK

SATARA	0
SINDHUDURG	33
SANGLI	128
SOLAPUR	270
RATNAGIRI	438
KOLHAPUR	562
PALGHAR	743
RAIGAD	943
BEED	1234
JALNA	1292
THANE	1295
WASHIM	1350
GONDIA	1398
GADCHIROLI	1589
BULDHANA	1622
LATUR	1710
PUNE	1899
WARDHA	1925
BHANDARA	2046
PARBHANI	2138
AURANGABAD	2308
AHMEDNAGAR	2324
JALGAON	3176
AMRAVATI	3378
YAVATMAL	3518
DHULE	3709
NAGPUR	5088
NANDED	5491
AKOLA	5913
OSMANABAD	7814
NASHIK	9178
HINGOLI	11410
NANDURBAR	12441
CHANDRAPUR	13674

## राज्यपुरस्कृत आवास योजना ग्रामीण - पूर्ण घरकूले

Sr. No.	Division	Sanction	24.04.2023	01.05.2023	Weekly Achievement	Remaining	Avg. Completed Per Day From 20.11.22 to Today	To be Completed in Per Day till 05.06.23
1	AURANGABAD DIV.	166872	103957	104433	476	62439	88	1784
2	AMRAVATI DIV.	93924	64777	65009	232	28915	54	826
3	NAGPUR DIV.	92710	69394	69607	213	23103	44	660
4	NASHIK DIV.	110724	88956	89102	146	21622	68	618
5	KONKAN DIV.	31292	23668	23775	107	7517	15	215
6	PUNE DIV.	63000	51976	52049	73	10951	25	313
<b>Total</b>		<b>558522</b>	<b>402728</b>	<b>403975</b>	<b>1247</b>	<b>154547</b>	<b>294</b>	<b>4416</b>





राज्यपुरस्कृत आवास योजना ग्रामीण - पूर्ण घरकूले

Sr. No.	District	Sanction	24.04.2023	01.05.2023	Weekly Achievement	Remaining	Avg. Completed Per Day From 20.11.22 to Today	To be Completed in Per Day till 05.06.23
1	LATUR	26294	18182	18351	169	7943	13	227
2	AURANGABAD	23833	14928	15035	107	8798	9	251
3	AKOLA	17768	12264	12353	89	5415	9	155
4	BEED	25644	14472	14542	70	11102	14	317
5	GONDIA	12863	9935	9995	60	2868	8	82
6	YAVATMAL	26163	17824	17884	60	8279	13	237
7	BULDHANA	19994	13616	13673	57	6321	16	181
8	GADCHIROLI	15245	10688	10739	51	4506	9	129
9	JALNA	19259	11026	11072	46	8187	24	234
10	CHANDRAPUR	26611	18599	18644	45	7967	13	228
11	JALGAON	22675	17572	17613	41	5062	11	145
12	RAIGAD	6475	4623	4659	36	1816	3	52
13	AHMEDNAGAR	32974	29163	29198	35	3776	28	108
14	NANDURBAR	14137	10459	10494	35	3643	6	104
15	HINGOLI	15888	9398	9428	30	6460	6	185
16	PALGHAR	11049	7401	7429	28	3620	6	103
17	WASHIM	10153	7187	7213	26	2940	8	84
18	NANDED	21269	11923	11948	25	9321	8	266
19	RATNAGIRI	6691	6004	6029	25	662	3	19
20	BHANDARA	15566	12362	12385	23	3181	4	91
21	NAGPUR	11203	9102	9125	23	2078	4	59
22	NASHIK	22857	18701	18722	21	4135	12	118
23	PUNE	12773	10013	10031	18	2742	5	78
24	SOLAPUR	18448	14936	14952	16	3496	7	100
25	KOLHAPUR	12528	10577	10592	15	1936	3	55
26	PARBHANI	17646	13230	13245	15	4401	4	126
27	THANE	4969	3756	3771	15	1198	2	34
28	DHULE	18081	13061	13075	14	5006	10	143
29	OSMANABAD	17039	10798	10812	14	6227	10	178
30	SANGLI	8604	6894	6906	12	1698	4	49
31	SATARA	10647	9556	9568	12	1079	5	31
32	WARDHA	11222	8708	8719	11	2503	7	72
33	SINDHUDURG	2108	1884	1887	3	221	1	6
34	AMRAVATI	19846	13886	13886	0	5960	9	170
<b>Total</b>		<b>558522</b>	<b>402728</b>	<b>403975</b>	<b>1247</b>	<b>154547</b>	<b>294</b>	<b>4416</b>

प्रधानमंत्री आवास योजना ग्रामीण - हप्ते वितरण

Sr. No.	Division	1st Installment (Weekly Achivement)	1st Installment Remaining	2nd Installment (Weekly Achivement)	2nd Installment Remaining	3rd Installment (Weekly Achivement)	3rd Installment Remaining
1	AMRAVATI DIV.	640	31281	1664	32539	1687	16179
2	NASHIK DIV.	380	10972	1754	39529	1806	23423
3	NAGPUR DIV.	301	10611	1153	21367	1893	13362
4	AURANGABAD DIV.	297	20463	1553	53602	1437	24208
5	KONKAN DIV.	135	421	316	3694	627	3644
6	PUNE DIV.	139	10070	423	16641	510	7037
	<b>Total</b>	<b>1892</b>	<b>83818</b>	<b>6863</b>	<b>167372</b>	<b>7960</b>	<b>87853</b>

PMAY-G 1st Ins Pending

SINDHUDURG	4
RAIGAD	15
THANE	95
RATNAGIRI	100
PALGHAR	207
GADCHIROLI	362
KOLHAPUR	569
SANGLI	600
SATARA	918
DHULE	1023
NASHIK	1158
PARBHANI	1177
NANDURBAR	1375
GONDIA	1459
WARDHA	1603
NAGPUR	1967
JALNA	1981
HINGOLI	2039
CHANDRAPUR	2148
PUNE	2239
LATUR	2351
AURANGABAD	2803
AHMEDNAGAR	3010
BHANDARA	3072
WASHIM	3117
OSMANABAD	3222
BEED	3411
NANDED	3479
AKOLA	4015
YAVATMAL	4064
JALGAON	4406
SOLAPUR	5744
BULDHANA	8288
AMRAVATI	11797

PMAY-G 2nd Ins Pending

SINDHUDURG	235
RATNAGIRI	429
RAIGAD	545
THANE	623
SATARA	1228
WARDHA	1264
OSMANABAD	1808
PALGHAR	1862
PUNE	2360
KOLHAPUR	2626
GADCHIROLI	2772
NAGPUR	2968
HINGOLI	3180
WASHIM	3272
AHMEDNAGAR	3896
SANGLI	3998
GONDIA	4370
LATUR	4443
JALNA	4572
CHANDRAPUR	4677
AKOLA	5172
BHANDARA	5316
AURANGABAD	5939
BULDHANA	6043
PARBHANI	6050
NASHIK	6127
SOLAPUR	6429
DHULE	6930
BEED	8373
AMRAVATI	8885
YAVATMAL	9167
NANDURBAR	10124
JALGAON	12452
NANDED	19237

PMAY-G 3rd Ins Pending

SINDHUDURG	310
RAIGAD	389
RATNAGIRI	443
THANE	602
WARDHA	969
KOLHAPUR	1005
PUNE	1072
SATARA	1088
NAGPUR	1440
HINGOLI	1490
SANGLI	1550
PALGHAR	1900
LATUR	1904
AKOLA	2057
GADCHIROLI	2311
SOLAPUR	2322
WASHIM	2331
BHANDARA	2465
AURANGABAD	2466
CHANDRAPUR	2725
PARBHANI	2763
JALNA	2964
BULDHANA	2986
AHMEDNAGAR	3056
OSMANABAD	3071
AMRAVATI	3342
GONDIA	3452
BEED	3571
DHULE	3830
NASHIK	4102
JALGAON	4342
YAVATMAL	5463
NANDED	5979
NANDURBAR	8093

प्रधानमंत्री आवास योजना ग्रामीण - हप्ते वितरण

Sr. No.	District	1st Installment (Weekly Achievement)	1st Installment Remaining	2nd Installment (Weekly Achievement)	2nd Installment Remaining	3rd Installment (Weekly Achievement)	3rd Installment Remaining
1	YAVATMAL	180	4064	635	9167	654	5463
2	NANDURBAR	88	1375	691	10124	531	8093
3	GONDIA	94	1459	327	4370	586	3452
4	JALGAON	163	4406	439	12452	381	4342
5	NANDED	47	3479	397	19237	398	5979
6	BULDHANA	119	8288	366	6043	356	2986
7	CHANDRAPUR	67	2148	307	4677	438	2725
8	AMRAVATI	161	11797	314	8885	294	3342
9	PALGHAR	126	207	199	1862	360	1900
10	BHANDARA	49	3072	276	5316	355	2465
11	NASHIK	26	1158	249	6127	295	4102
12	AHMEDNAGAR	47	3010	169	3896	351	3056
13	BEED	64	3411	232	8373	260	3571
14	AKOLA	110	4015	235	5172	195	2057
15	DHULE	56	1023	206	6930	248	3830
16	PARBHANI	21	1177	295	6050	188	2763
17	GADCHIROLI	20	362	134	2772	235	2311
18	SOLAPUR	42	5744	162	6429	184	2322
19	AURANGABAD	42	2803	164	5939	181	2466
20	WASHIM	70	3117	114	3272	188	2331
21	LATUR	27	2351	169	4443	149	1904
22	JALNA	48	1981	156	4572	136	2964
23	NAGPUR	37	1967	63	2968	166	1440
24	HINGOLI	34	2039	133	3180	97	1490
25	SANGLI	33	600	122	3998	101	1550
26	WARDHA	34	1603	46	1264	113	969
27	THANE	9	95	58	623	124	602
28	SATARA	23	918	54	1228	112	1088
29	PUNE	41	2239	34	2360	45	1072
30	KOLHAPUR	-22	569	51	2626	68	1005
31	RATNAGIRI	-2	100	31	429	65	443
32	SINDHUDURG	-9	4	17	235	59	310
33	OSMANABAD	14	3222	7	1808	28	3071
34	RAIGAD	-1	15	11	545	19	389
	<b>Total</b>	<b>1892</b>	<b>83818</b>	<b>6863</b>	<b>167372</b>	<b>7960</b>	<b>87853</b>

राज्यपुरस्कृत आवास योजना ग्रामीण - हप्ते वितरण

Sr. No.	Division	1st Installment (Weekly Achievement)	1st Installment Remaining	2nd Installment (Weekly Achievement)	2nd Installment Remaining	3rd Installment (Weekly Achievement)	3rd Installment Remaining
1	AURANGABAD DIV.	1346	15920	1409	29215	1130	12891
2	NAGPUR DIV.	960	5272	311	8673	338	4057
3	AMRAVATI DIV.	405	2627	540	13038	526	6296
4	NASHIK DIV.	707	2089	285	9100	371	5425
5	KONKAN DIV.	289	843	235	2978	180	1568
6	PUNE DIV.	67	1580	126	4628	186	2303
<b>Total</b>		<b>3774</b>	<b>28331</b>	<b>2906</b>	<b>67632</b>	<b>2731</b>	<b>32540</b>

State Schemes 1st Ins Pending

SINDHUDURG	14
RATNAGIRI	58
NANDURBAR	81
SATARA	107
THANE	164
SANGLI	177
PALGHAR	251
PUNE	261
WARDHA	326
KOLHAPUR	337
RAIGAD	356
WASHIM	365
NASHIK	374
BULDHANA	377
AHMEDNAGAR	387
NAGPUR	416
AKOLA	492
GADCHIROLI	494
DHULE	512
BHANDARA	575
YAVATMAL	656
SOLAPUR	698
JALGAON	735
AMRAVATI	737
GONDIA	755
PARBHANI	876
JALNA	1164
LATUR	1458
OSMANABAD	1652
HINGOLI	1978
BEED	2420
AURANGABAD	2624
CHANDRAPUR	2706
NANDED	3748

State Schemes 2nd Ins Pending

SINDHUDURG	65
RATNAGIRI	165
THANE	401
SATARA	424
RAIGAD	549
SANGLI	822
PUNE	963
KOLHAPUR	974
NAGPUR	1012
NANDURBAR	1030
BHANDARA	1091
GONDIA	1122
WARDHA	1183
WASHIM	1372
SOLAPUR	1445
NASHIK	1563
GADCHIROLI	1673
PALGHAR	1798
AHMEDNAGAR	2061
BULDHANA	2080
JALGAON	2119
DHULE	2327
PARBHANI	2470
CHANDRAPUR	2592
AMRAVATI	2859
AKOLA	2894
HINGOLI	3152
JALNA	3265
OSMANABAD	3363
AURANGABAD	3614
LATUR	3765
YAVATMAL	3833
NANDED	4306
BEED	5280

State Schemes 3rd Ins Pending

SINDHUDURG	54
RATNAGIRI	140
THANE	204
SATARA	269
NAGPUR	289
KOLHAPUR	352
SANGLI	388
BHANDARA	389
WARDHA	424
RAIGAD	517
GONDIA	518
PUNE	612
PALGHAR	653
SOLAPUR	682
WASHIM	794
NASHIK	859
PARBHANI	871
DHULE	945
HINGOLI	962
AMRAVATI	986
AKOLA	1025
NANDURBAR	1030
CHANDRAPUR	1122
OSMANABAD	1270
JALGAON	1284
AHMEDNAGAR	1307
NANDED	1309
GADCHIROLI	1315
AURANGABAD	1529
BULDHANA	1549
LATUR	1886
YAVATMAL	1942
JALNA	2411
BEED	2653

राज्यपुरस्कृत आवास योजना ग्रामीण -हप्ते वितरण

Sr. No.	District	1st Installment (Weekly Achievement)	1st Installment Remaining	2nd Installment (Weekly Achievement)	2nd Installment Remaining	3rd Installment (Weekly Achievement)	3rd Installment Remaining
1	BEED	360	2420	393	5280	265	2653
2	CHANDRAPUR	566	2706	40	2592	79	1122
3	AURANGABAD	251	2624	272	3614	153	1529
4	JALNA	47	1164	238	3265	283	2411
5	HINGOLI	247	1978	171	3152	115	962
6	DHULE	384	512	29	2327	55	945
7	LATUR	92	1458	179	3765	195	1886
8	YAVATMAL	84	656	196	3833	166	1942
9	PALGHAR	220	251	122	1798	69	653
10	NANDED	277	3748	77	4306	52	1309
11	NASHIK	272	374	28	1563	57	859
12	WASHIM	85	365	102	1372	129	794
13	BULDHANA	36	377	118	2080	157	1549
14	GADCHIROLI	66	494	104	1673	101	1315
15	JALGAON	28	735	111	2119	125	1284
16	AMRAVATI	135	737	50	2859	45	986
17	AHMEDNAGAR	21	387	93	2061	110	1307
18	GONDIA	102	755	65	1122	53	518
19	NAGPUR	131	416	23	1012	30	289
20	AKOLA	65	492	74	2894	29	1025
21	THANE	67	164	27	401	39	204
22	RAIGAD	2	356	82	549	46	517
23	WARDHA	20	326	52	1183	54	424
24	BHANDARA	75	575	27	1091	21	389
25	PARBHANI	44	876	42	2470	36	871
26	SOLAPUR	5	698	35	1445	61	682
27	SATARA	48	107	23	424	29	269
28	OSMANABAD	28	1652	37	3363	31	1270
29	PUNE	9	261	26	963	40	612
30	KOLHAPUR	0	337	21	974	33	352
31	NANDURBAR	2	81	24	1030	24	1030
32	SANGLI	5	177	21	822	23	388
33	RATNAGIRI	0	58	2	165	16	140
34	SINDHUDURG	0	14	2	65	10	54
	<b>Total</b>	<b>3774</b>	<b>28331</b>	<b>2906</b>	<b>67632</b>	<b>2731</b>	<b>32540</b>

## प्रधानमंत्री आवास योजना ग्रामीण - Delayed Houses

■ पहिला हप्ता मिळाल्यानंतर १२ महिने उलटूनही अपूर्ण घरकुले
 ■ पहिला हप्ता मिळाल्यानंतर १८ महिने उलटूनही अपूर्ण घरकुले
 ■ पहिला हप्ता मिळाल्यानंतर १० दिवसानंतरही दुसरा हप्ता न मिळालेले घरकुले
 ■ दुसरा हप्ता मिळाल्यानंतर १० दिवसानंतरही तिसरा हप्ता न मिळालेले घरकुले
 ■ तिसरा हप्ता मिळाल्यानंतर १० दिवसानंतरही अपूर्ण घरांची संख्या

AHMEDNAGAR	2564	1805	3114	1377	50
AKOLA	4247	3538	3497	868	589
AMRAVATI	7591	5669	7118	1466	1029
AURANGABAD	2414	2256	4879	1036	389
BEED	2193	1871	6637	1569	417
BHANDARA	7087	5317	4812	739	2180
BULDHANA	2648	2165	3944	832	696
CHANDRAPUR	3055	1962	3473	682	287
DHULE	5715	4109	5923	2165	1567
GADCHIROLI	4074	2496	2281	1182	892
GONDIA	2003	1927	3173	1012	150
HINGOLI	1040	672	2585	458	101
JALGAON	7914	6663	11110	1988	665
JALNA	1372	1084	3127	760	275
KOLHAPUR	1968	748	2362	284	91
LATUR	798	729	2678	438	47
NAGPUR	3390	2356	2568	446	577
NANDED	9672	9182	14698	1975	358
NANDURBAR	11648	10042	6982	4570	5104
NASHIK	7094	3588	4789	2035	1522
OSMANABAD	1044	585	1249	460	7
PALGHAR	919	656	1305	615	408
PARBHANI	860	738	4287	536	90
PUNE	2265	1740	1944	492	446
RAIGAD	743	240	481	239	160
RATNAGIRI	185	45	341	114	51
SANGLI	3048	2334	3448	528	133
SATARA	718	389	885	209	140
SINDHUDURG	145	89	209	65	25
SOLAPUR	4977	4608	5011	1206	503
THANE	209	188	566	156	136
WARDHA	1175	812	947	209	233
WASHIM	1229	869	2591	394	93
YAVATMAL	6570	4401	6925	1782	1647